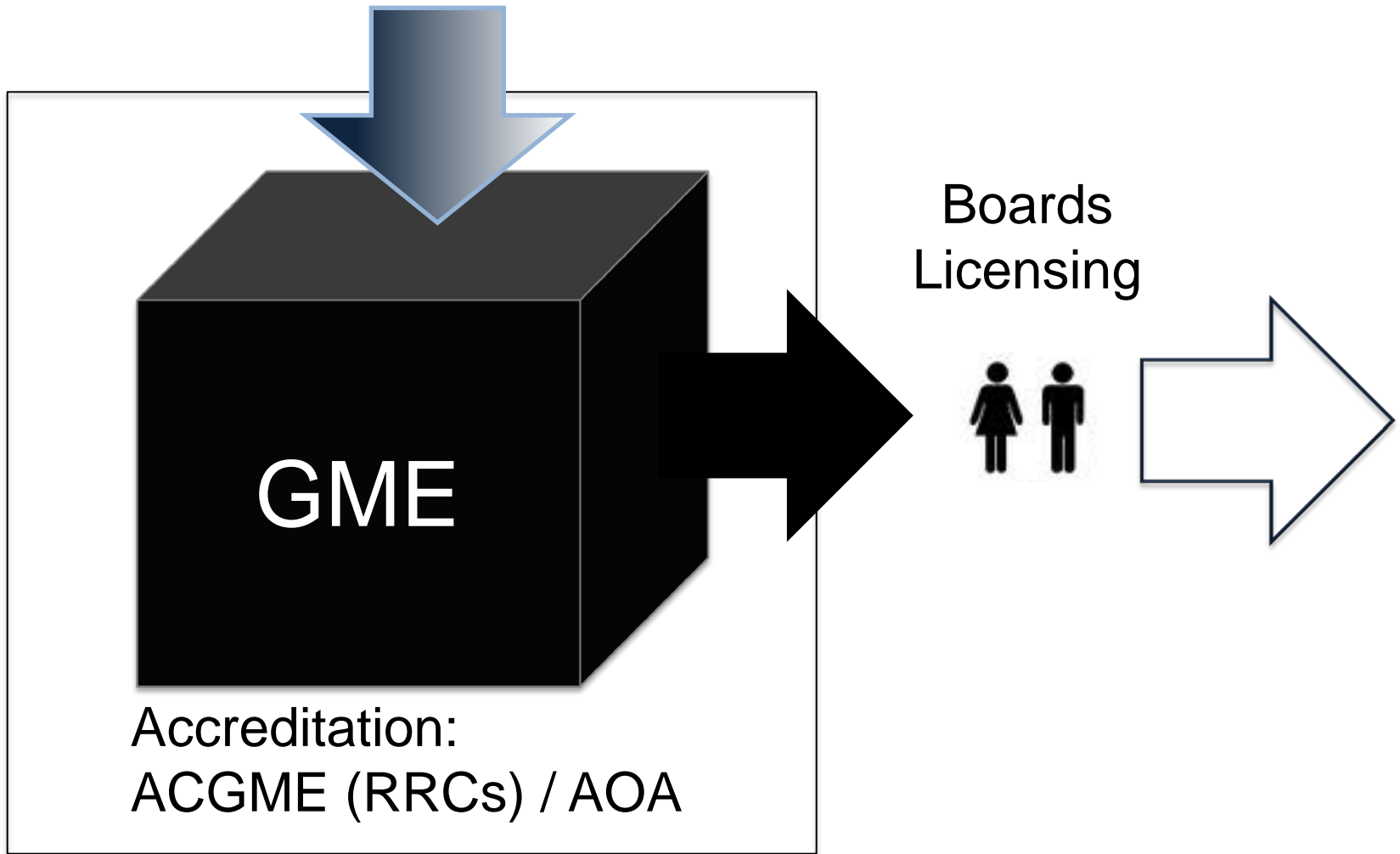


Graduate Medical Education: Assessing Outcomes for Accountability

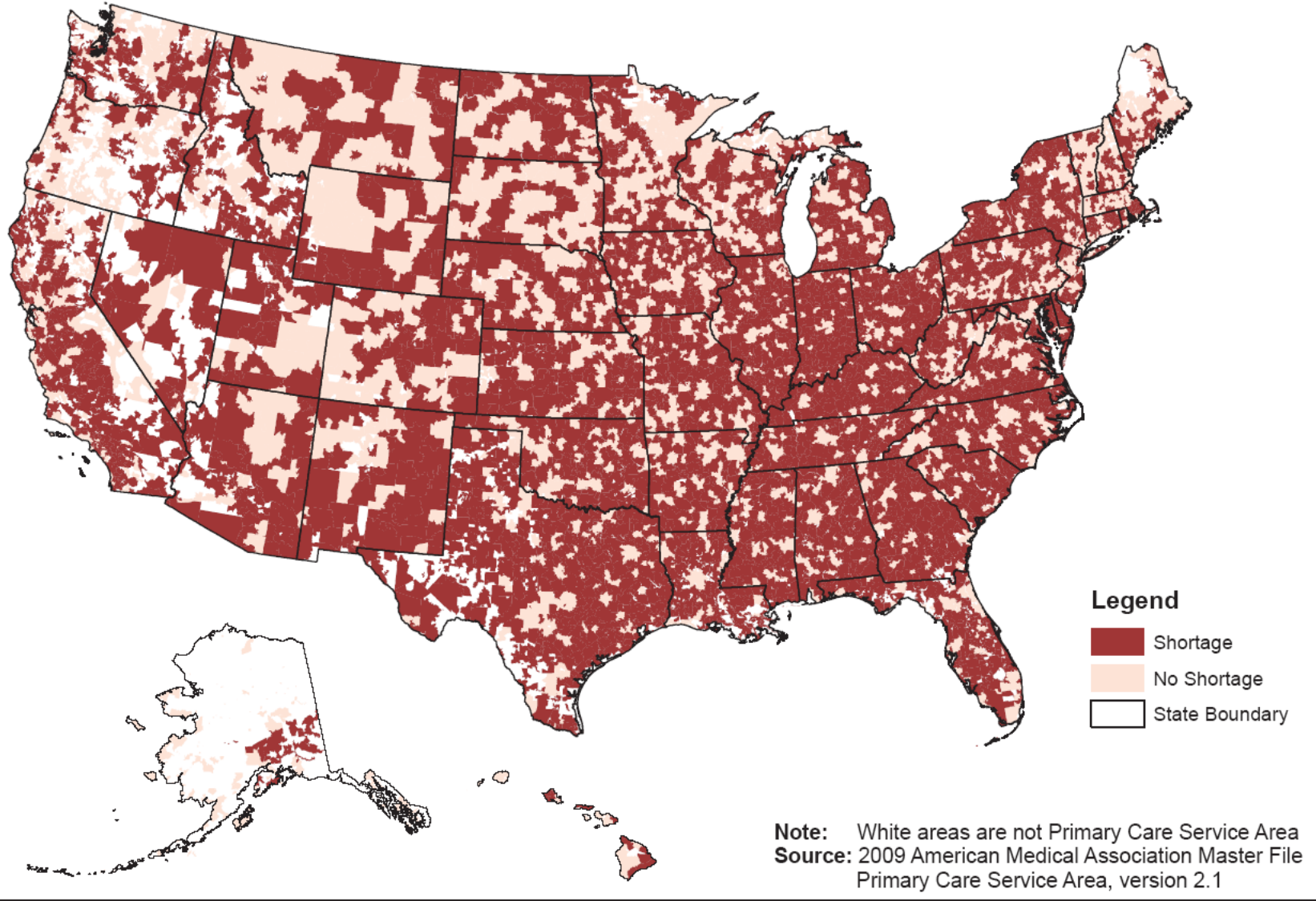
Primary Care Forum
October 6, 2011

Candice Chen, MD MPH
Assistant Research Professor
The George Washington University

THC Medicaid Private
VA CHGME Resident
Medicare




Primary Care Physician Shortage at 1500:1 Ratio By Primary Care Service Area



Funding

President Congress COGME Medpac

Accountability



Funding

President Congress COGME Medpac

Accountability

GME

Sponsoring Institutions
Teaching Hospitals

Medical Schools
Health Centers
Community Orgs

Specialties &
Subspecialties (153)



GME Accountability Measures

- Josiah Macy Jr. Foundation funded study
 - Robert Graham Center & George Washington University
- Qualitative Study – Should teaching hospitals be held socially accountable?
 - Dr. Anjani Reddy, Sonia Lazreg, Rebecca Etz
- Quantitative Study – Examining the outcomes of GME institutions
 - Dr. Bob Phillips, Dr. Stephen Petterson, Dr. Fitzhugh Mullan, Dr. Candice Chen

Quantitative Measures

- AMA Historical Residency File
- AMA Masterfile
- National Provider Identifier File
- 100% FQHC/RHC claims data
- National Health Service Corps historical data
- ACGME primary training institution data
- FREIDA Online

Institution Level Outcomes

Sponsoring Institutions:

Family Medicine:

Mount Sinai – 15

NY Presbyterian - 19

Mount Sinai School of Medicine

		Primary Care				IM	GS	OB	Psych			
# Spec	# Res	# Grads	% Grads	% Retain	% Train	% Retain	# Grads	# Grads	# Grads	% HPSA	% Rural	# NHSC
67	1625	430	27%	54%	49%	45%	48	48	53	40%	4.4%	3

New York Presbyterian Hospital

		Primary Care				IM	GS	OB	Psych			
# Spec	# Res	# Grads	% Grads	% Retain	% Train	% Retain	# Grads	# Grads	# Grads	% HPSA	% Rural	# NHSC
66	1586	137	8.6%	30%	28%	21%	33	33	53	32%	1.1%	3

* Preliminary Findings

Primary Teaching Site:

Sponsoring Institution:

Mount Sinai School
of Medicine
67 Specialties
1,625 Graduates

Seton Hall University
School of Health &
Med Sciences

Mount Sinai Medical Center

Elmhurst Hospital Center

Englewood Hospital
and Medical Center

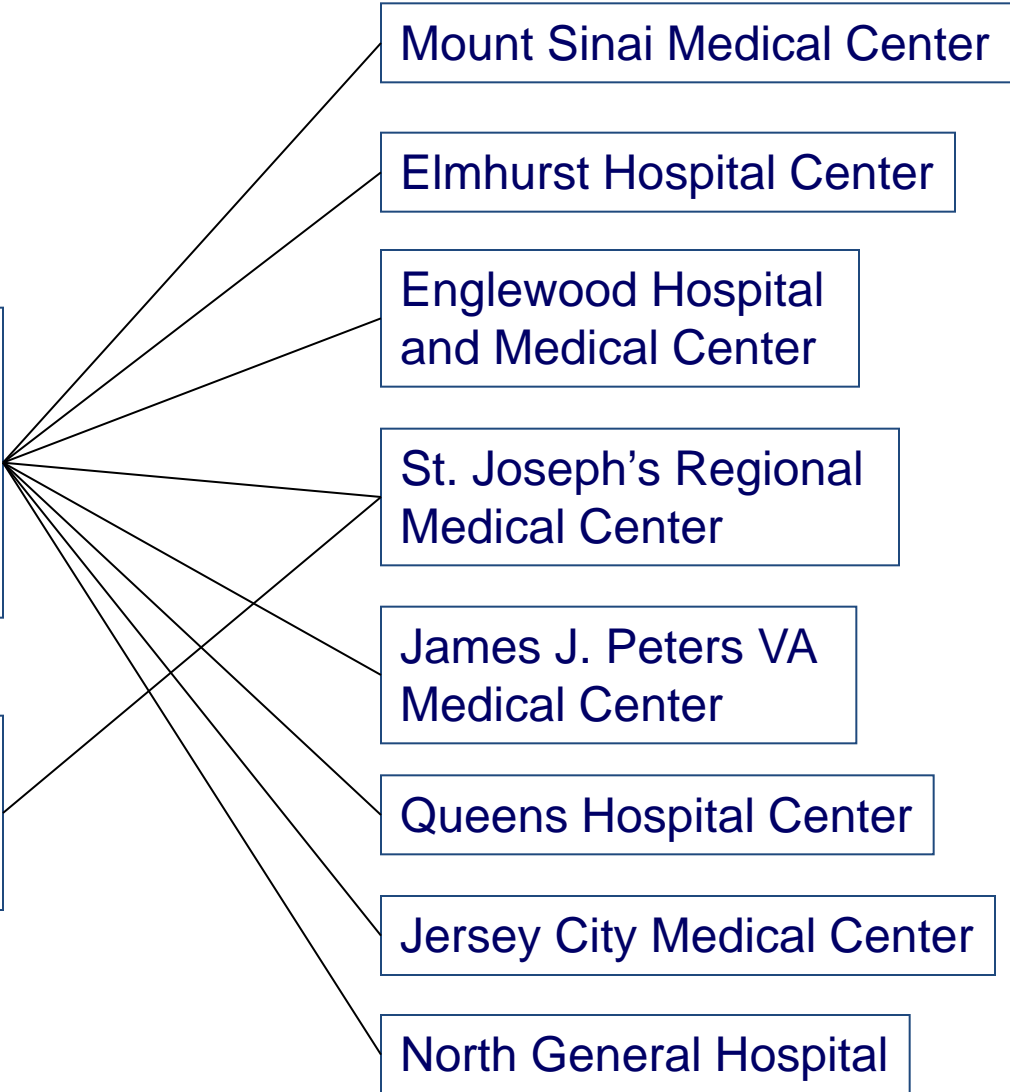
St. Joseph's Regional
Medical Center

James J. Peters VA
Medical Center

Queens Hospital Center

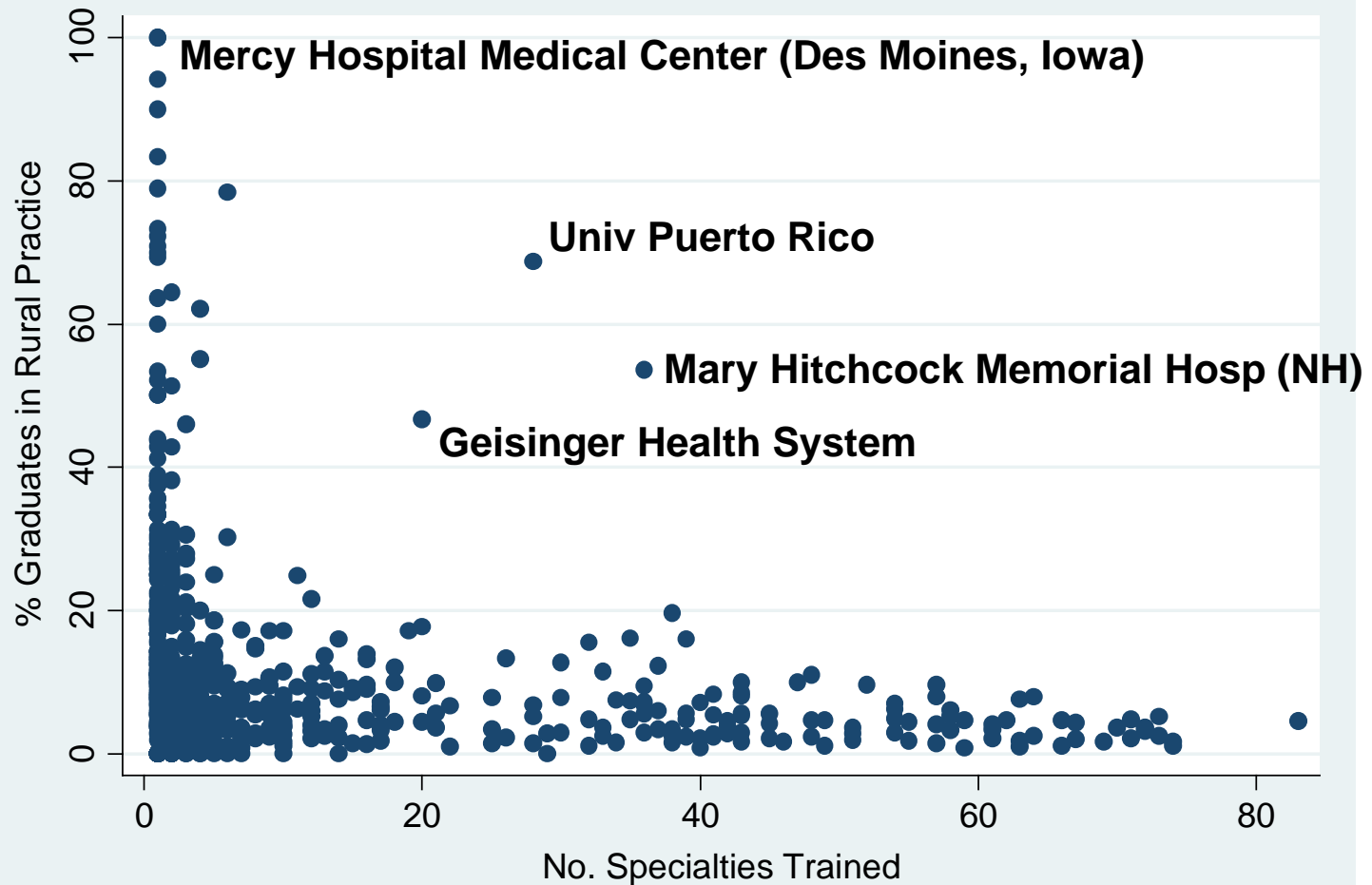
Jersey City Medical Center

North General Hospital

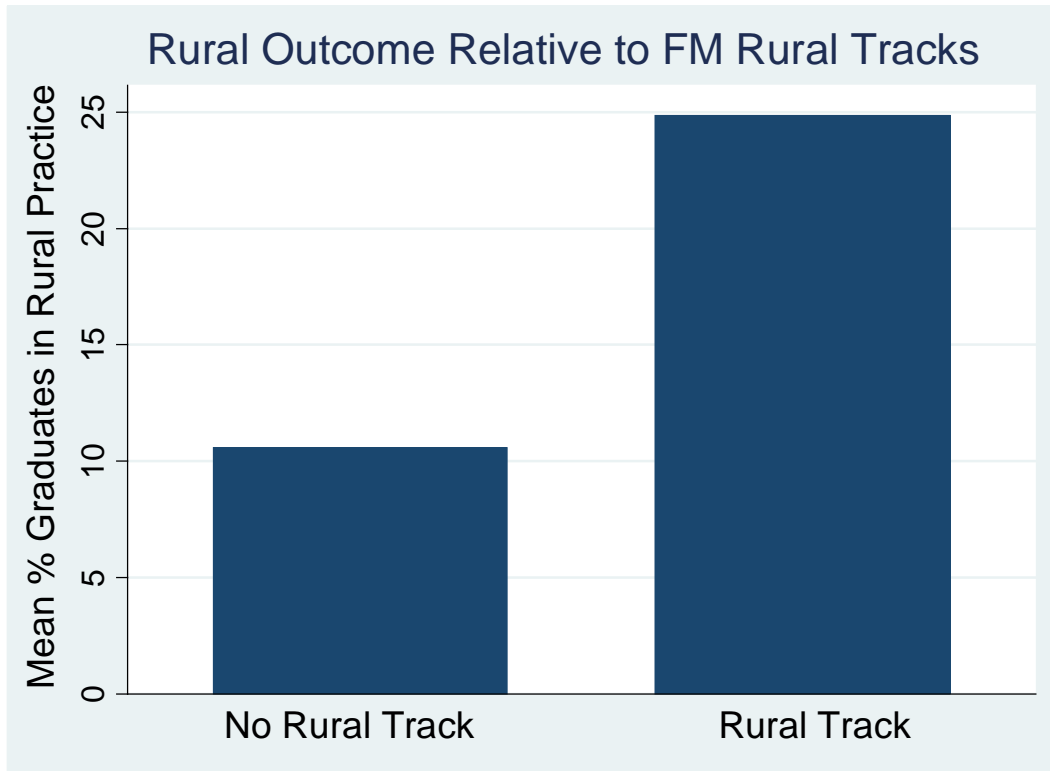


Identifying Outliers

Rural Outcome Relative to Number of Specialties Trained



Relationship of Institutional Characteristics to Outcomes



Regression Analysis:

	Coeff.	P-value
Rural Track	12.8	<0.05
No. Spec	-0.04	<0.05
% MD/DO	-0.15	<0.05
% Female	0.003	0.93
Avg Age	-0.08	0.76
% IMG	0.002	0.92

Questions?

Contact Information:

Candice.chen@gwumc.edu

Office tel. 202-994-4338